



PROPLATE FIX is a range of flat joint-cover profiles to cover structural movements (contraction due to flexural or compressive stress) of two different load-bearing structures.

PROPLATE FIX made in silver anodised aluminium is recommended for environments with intense pedestrian and vehicular traffic. Available upon request with stainless steel fixing clips (5 Pcs. for vertical/façade use 10 Pcs. for horizontal/floor use); corner profiles are also available.

PROPLATE FIX

FLAT AND ANGLE PROFILE
IN ALUMINIUM



FLAT PROFILE - SILVER ANOD. ALUMINIUM

bar length 3 lm - pack. 20 Pcs - 60 lm

Article	L mm		
PETFXPAA 50	50		
PETFXPAA 70	70		



ANGLE PROFILE - SILVER ANOD. ALUMINIUM

bar length 3 lm - pack. 20 Pcs - 60 lm

Article	H x L mm		
PETFXAA 50	22 x 50		
PETFXAA 70	24 x 70		

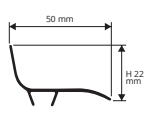
PETFXPAA 50



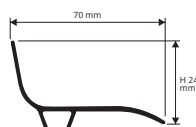
PETFXPAA 70



PETFXAA 50



PETFXAA 70



PRODUCT SUPPLIED NOT ASSEMBLED

FIXING CLIPS BETWEEN 20 A 45 mm - STAINLESS STEEL - pack. 10 Pcs

Article	H mm		
CPFXAC 40	40		

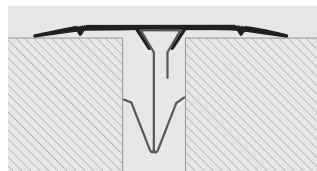
COLOURS



AA - Anodised silver alum.

EXAMPLES AND INSTRUCTIONS FOR LAYING METHODS

1. Choose the profile in the required width and material. 2. Insert the fixing clips into the relative groove, one every 50/75 cm (5 Pcs. for wall applications - 10 Pcs. for floor applications). 3. Insert/Lay the PROPLATE FIX in the existing void, applying uniform pressure or using a plastic hammer, thereby creating a perfect joint cover. The same method is used for laying the corner profile.



PROPLATE FIX is a range of flat joint-cover profiles to cover structural movements (contraction due to flexural or compressive stress) of two different load-bearing structures.

PROPLATE FIX made in rigid PVC is recommended for walls and façades and for ceilings. Available upon request with stainless steel fixing clips (5 Pcs. for vertical/façade use 10 Pcs. for horizontal/floor use); corner profiles are also available.

PROPLATE FIX

FLAT AND ANGLE PROFILE
IN VINYL RESIN (PVC)



FLAT PROFILE - VINYL RESIN (PVC)

bar length 3 lm - pack. 20 Pcs - 60 lm

Article	L mm		
PETFXP 50-01	50		



ANGLE PROFILE - VINYL RESIN (PVC)

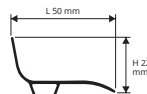
bar length 3 lm - pack. 20 Pcs - 60 lm

Article	H x L mm		
PETFX 50-01	22 x 50		

PETFXP 50-01



PETFX 50-01



PRODUCT SUPPLIED NOT ASSEMBLED

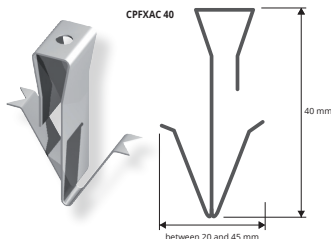
FIXING CLIPS BETWEEN 20 TO 45 mm - STAINLESS STEEL - pack. 10 Pcs

Article	H mm		
CPFXAC 40	40		

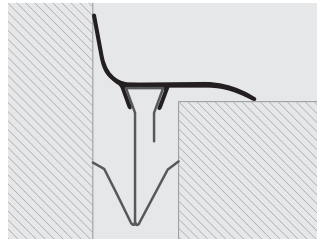
COLOURS



01 - White



EXAMPLES AND INSTRUCTIONS FOR LAYING METHODS



1. Choose the profile in the required width and material. 2. Insert the fixing clips into the relative groove (5 Pcs. for wall applications - 10 Pcs. for floor applications). 3. Insert/Lay the PROPLATE FIX in the existing void, applying uniform pressure or using a plastic hammer, thereby creating a perfect joint cover. The same method is used for laying the corner profile.

* = On demand, price and delivery time to be agreed.